

Scaled data based on original data using
LM-79-08 Approved Method: Electrical and Photometric Measurements of Solid-
State Lighting Products

Test Report Prepared for
Cooper Lighting Solutions
(formerly Eaton)

Brand: INVUE

Report Number: P151068

Luminaire Tested: **VWM-E02-LED-E1-SL3-8030**

Issue Date: 03/03/2020

Test Information

Test Method: LM-79-08
Report Number: P151068
REPORT IS SCALED FROM IESNA LM-79-08 TEST DATA (P33679)
Test Lab: INNOVATION CENTER-P3
Issue Date: 03/03/2020
Manufacturer: COOPER LIGHTING SOLUTIONS (FORMERLY EATON)
Product Line: INVUE
Catalog Number: VWM-E02-LED-E1-SL3-8030
Description: VISION WALL MEDIUM LED LUMINAIRE
(2) LIGHTBARS WITH AccuLED OPTICS - TYPE 3 W/ SPILL LIGHT CONTROL
Light Source: (42) 3000K CCT, 80 CRI LEDs
Ballast/Driver: -

Summary

Lumens per Lamp: N/A
Luminaire Lumens: 5125 lumens
Efficiency: N/A
Efficacy: 98.4 lumens/watt
Luminous Opening: Rectangular (W 0.33' x L: 1' x H: 0')
IES Classification: Type III - Short - Semi-Cutoff
BUG Rating: B1 - U0 - G2

Input Watts (W): 52.1
Input Voltage (V): NR
Input Current (Ain): NR
Voltage Rise (V): NR
Power Factor: NR
Total Harmonic Distortion (THDi): NR
Frequency (hertz): 60
Stabilization Time: NR
Operation Time: NR
Ambient Temperature (°C): NR
Test Distance: 25 FT

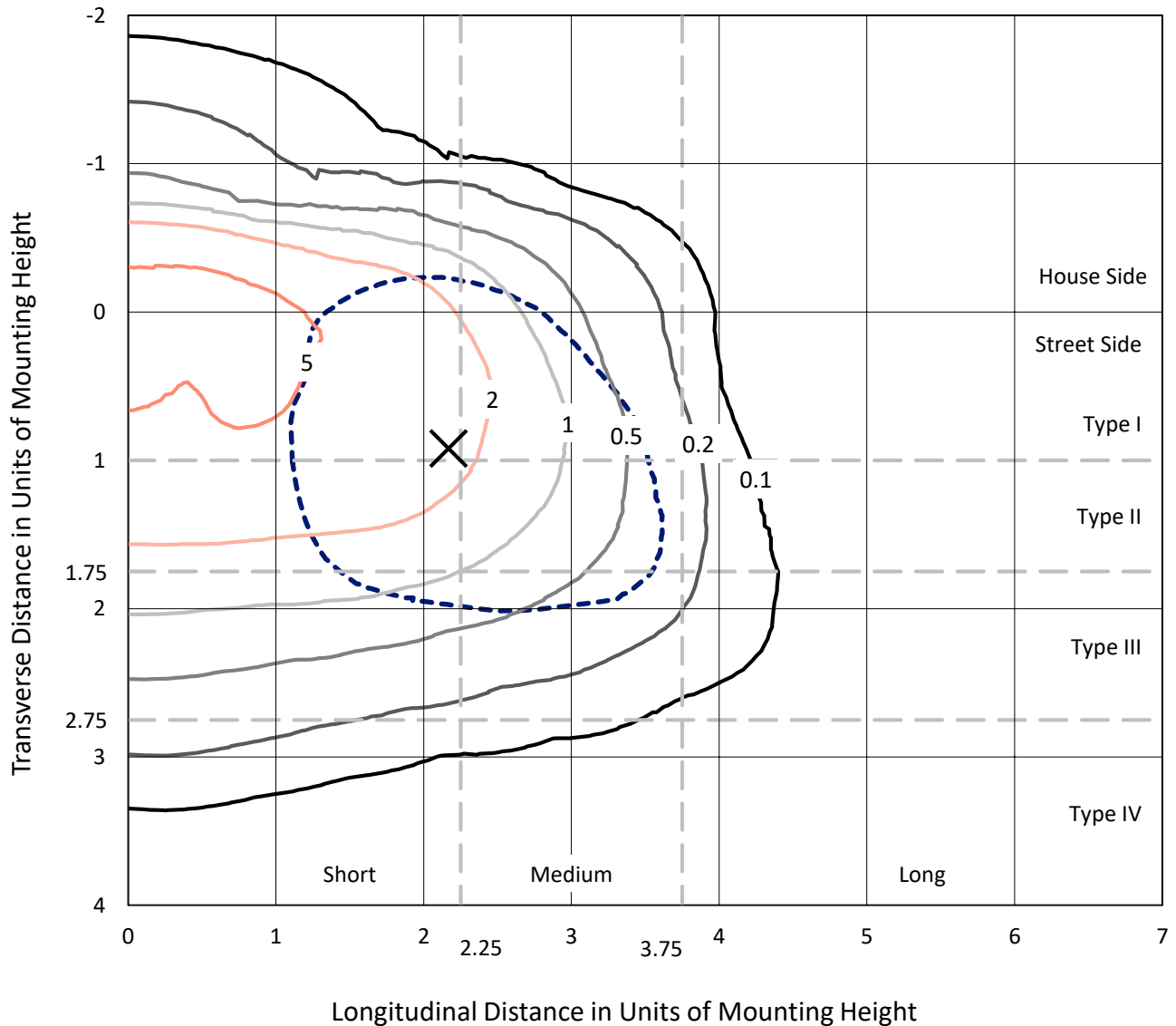


REPORT NUMBER: P151068

CATALOG NUMBER: VWM-E02-LED-E1-SL3-8030

Iso-Footcandle Lines of Horizontal Illumination

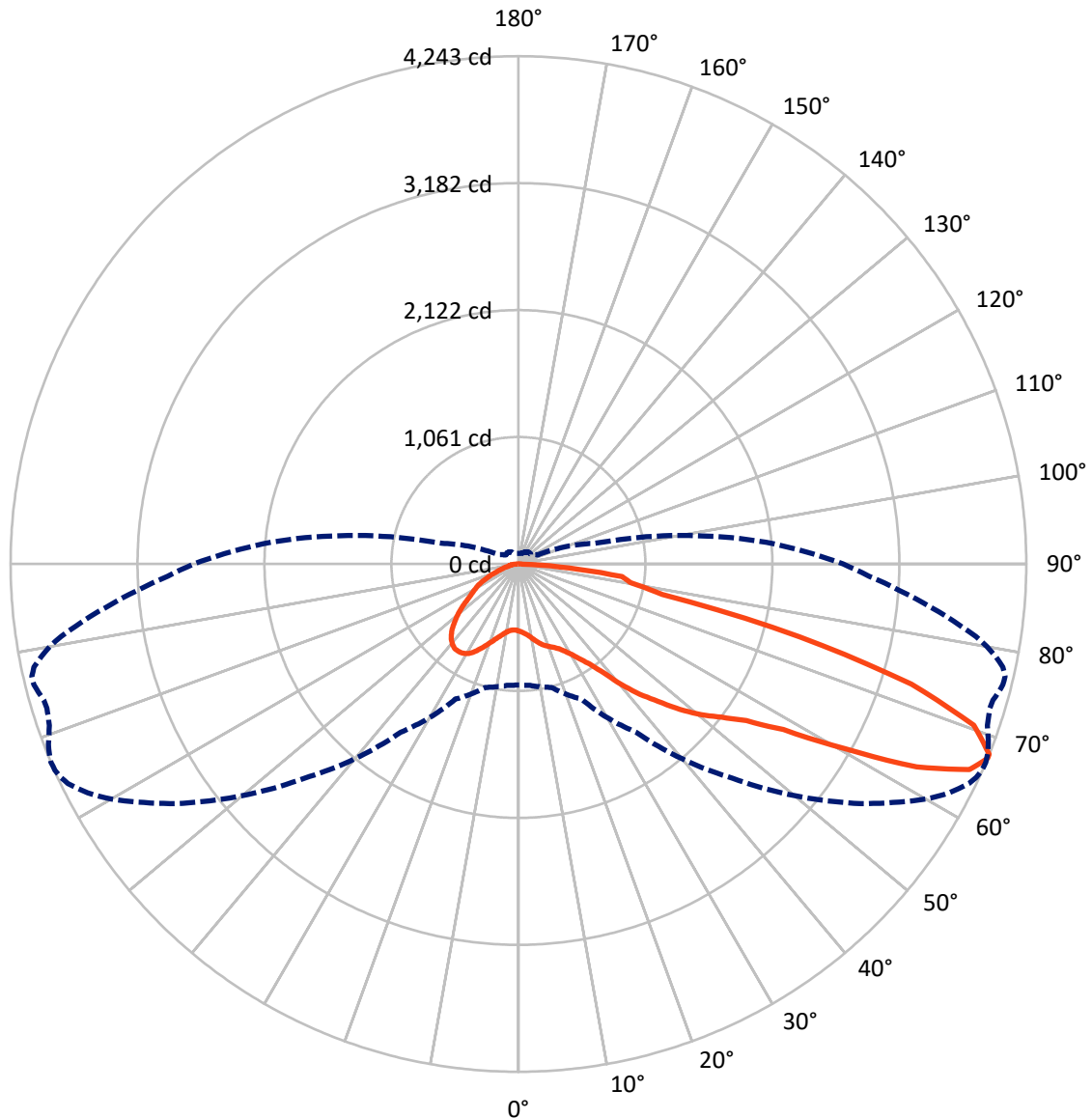
× Max cd
 - - - 1/2 Max cd



Based on 10 foot mounting height. Maximum calculated value = 7.2 fc
 Type III - Short - Semi-Cutoff

REPORT NUMBER: P151068
CATALOG NUMBER: VWM-E02-LED-E1-SL3-8030

Luminous Intensity Polar Plot



— Vertical Plane Through 67-Deg Lateral - - - Horizontal Cone Through 67-Deg Vertical

REPORT NUMBER: P151068

CATALOG NUMBER: VWM-E02-LED-E1-SL3-8030

FLUX DISTRIBUTION:

		Downward	Upward	Total
House Side	Lumens	1182.7	0.0	1182.7
	% Fixture	23.1	0.0	23.1
Street Side	Lumens	3942.3	0.0	3942.3
	% Fixture	76.9	0.0	76.9
Total	Lumens	5125.0	0.0	5125.0
	% Fixture	100.0	0.0	100.0

Coefficient of Utilization

ZONAL LUMENS:

Zone	Lumens	% Fixture
0°-10°	55.7	1.1
10°-20°	191.1	3.7
20°-30°	337.5	6.6
30°-40°	484.4	9.5
40°-50°	735.7	14.4
50°-60°	1083.2	21.1
60°-70°	1439.5	28.1
70°-80°	704.3	13.7
80°-90°	93.5	1.8
90°-100°	0.0	0.0
100°-110°	0.0	0.0
110°-120°	0.0	0.0
120°-130°	0.0	0.0
130°-140°	0.0	0.0
140°-150°	0.0	0.0
150°-160°	0.0	0.0
160°-170°	0.0	0.0
170°-180°	0.0	0.0
0°-90°	5125.0	100.0
0°-180°	5125.0	100.0



REPORT NUMBER: P151068

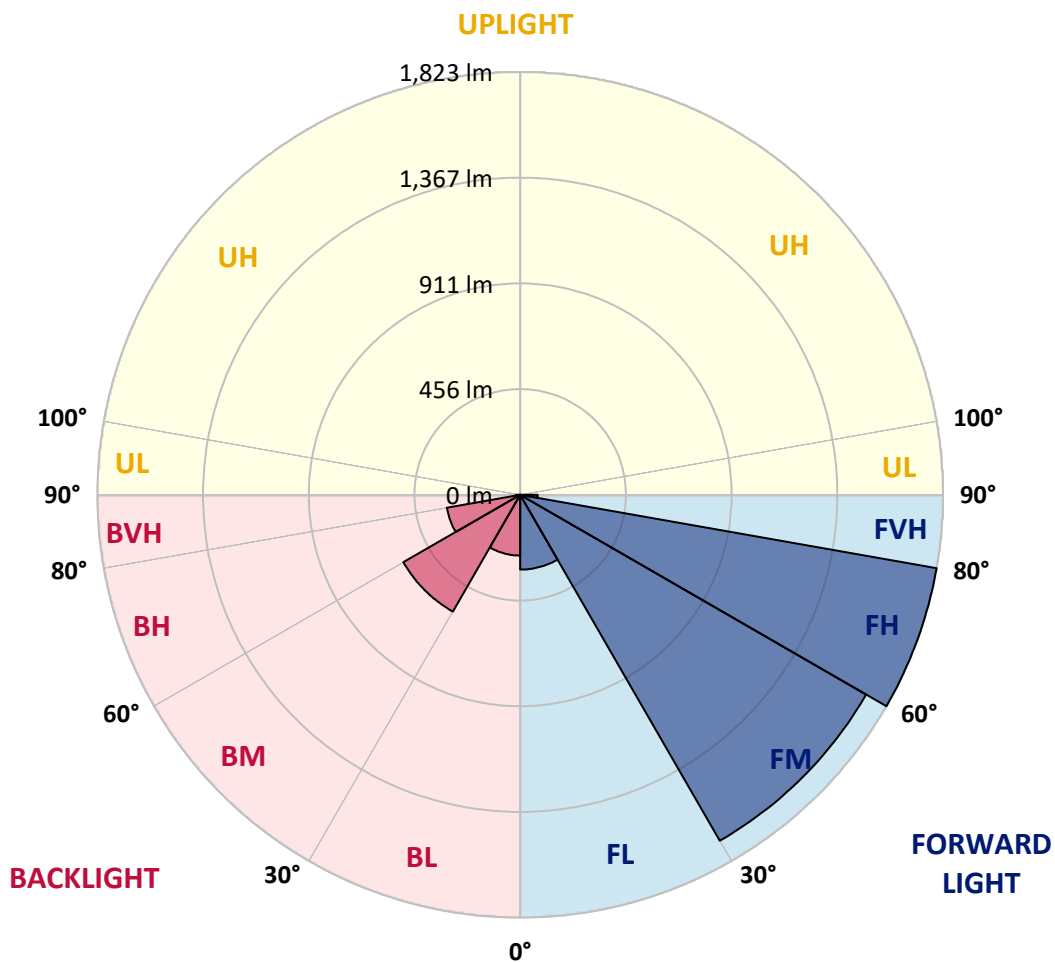
CATALOG NUMBER: VWM-E02-LED-E1-SL3-8030

LUMINAIRE CLASSIFICATION SYSTEM LUMEN TABLE AND BUG RATING:

Zone		Lumens	% Fixture	Zone Rating/Lumen Limit		
				B	U	G
FL	(0°-30°)	322.4	6.3			
FM	(30°-60°)	1721.9	33.6			
FH	(60°-80°)	1822.9	35.6			G2/5000
FVH	(80°-90°)	75.1	1.5			G1/100
BL	(0°-30°)	261.9	5.1	B1/500		
BM	(30°-60°)	581.4	11.3	B1/1000		
BH	(60°-80°)	320.9	6.3	B1/500		G1/500
BVH	(80°-90°)	18.4	0.4			G1/100
UL	(90°-100°)	0.0	0.0		U0/0	
UH	(100°-180°)	0.0	0.0		U0/0	

BUG Rating: B1-U0-G2

Type III Short





REPORT NUMBER: P151068

CATALOG NUMBER: VWM-E02-LED-E1-SL3-8030

CANDELA DISTRIBUTION (FULL):

	0°	5°	15°	25°	35°	45°	55°	60°	61°	62°	64°
0°	559.8	559.8	559.8	559.8	559.8	559.8	559.8	559.8	559.8	559.8	559.8
2.5°	586.3	586.9	585.7	585.2	581.8	578.4	576.2	573.4	573.4	573.4	572.2
5°	619.5	617.2	618.9	615.0	608.2	602.0	595.9	590.8	589.7	589.7	587.4
7.5°	659.4	656.6	655.5	649.9	639.7	630.7	618.4	613.3	610.5	609.4	608.2
10°	707.8	707.8	700.5	690.9	677.4	661.7	648.2	639.2	638.6	638.6	633.6
12.5°	757.3	758.5	748.9	739.3	717.4	696.6	680.8	670.7	670.1	667.9	665.1
15°	802.9	800.1	793.9	779.8	755.7	730.9	711.2	701.1	698.8	696.6	694.9
17.5°	840.6	837.8	829.9	811.9	786.6	757.3	733.1	722.5	721.3	720.2	718.0
20°	864.2	862.0	850.7	829.9	803.5	773.7	747.8	740.5	738.2	738.2	737.1
22.5°	877.8	874.4	858.1	830.5	804.6	782.7	761.3	756.8	755.1	755.7	755.7
25°	884.5	881.7	858.6	819.2	794.5	788.3	779.3	776.5	777.0	777.6	778.7
27.5°	885.6	881.7	854.7	804.6	781.5	799.0	805.2	809.7	809.7	811.9	815.9
30°	877.2	872.7	846.8	793.4	775.9	820.4	845.1	856.9	861.4	860.3	869.3
32.5°	862.6	859.7	838.9	793.4	791.7	862.6	906.4	923.3	925.6	926.7	936.8
35°	857.5	856.9	847.9	820.4	840.6	936.8	1003.8	1016.7	1019.5	1019.5	1026.9
37.5°	856.4	859.2	869.3	871.0	926.7	1047.1	1134.9	1154.6	1154.6	1160.2	1160.2
40°	856.4	862.6	900.8	946.4	1031.9	1190.6	1312.1	1334.6	1334.6	1340.8	1337.4
42.5°	889.6	898.6	961.6	1048.2	1164.7	1338.6	1478.1	1503.4	1505.1	1503.4	1508.5
45°	954.8	962.7	1039.2	1163.6	1301.4	1497.2	1636.8	1667.2	1661.0	1664.9	1666.6
47.5°	1041.5	1053.9	1141.1	1289.6	1434.8	1644.1	1814.6	1842.2	1839.9	1841.6	1834.3
50°	1133.8	1146.7	1244.0	1414.5	1567.6	1762.3	1957.5	1998.6	1994.6	1997.4	2001.4
52.5°	1215.3	1223.2	1317.2	1508.5	1668.3	1872.5	2067.2	2118.4	2127.4	2128.5	2131.4
55°	1263.7	1273.3	1359.4	1555.2	1741.4	1980.6	2192.7	2270.3	2287.8	2292.3	2304.7
57.5°	1280.6	1290.7	1369.0	1561.9	1781.4	2081.8	2367.7	2504.4	2519.0	2543.2	2582.6
60°	1280.1	1290.7	1358.8	1546.8	1821.9	2207.3	2640.0	2869.0	2943.3	2968.0	3024.3
62.5°	1227.7	1240.1	1309.3	1500.6	1873.7	2367.7	3045.1	3397.3	3493.0	3538.0	3598.8
65°	1112.9	1121.9	1186.7	1383.6	1859.0	2525.8	3383.8	3823.3	3910.5	3976.3	4084.9
67°	1011.1	1016.7	1067.4	1245.2	1716.1	2531.4	3490.7	3929.1	4005.0	4074.8	4186.8
67.5°	985.2	997.0	1036.4	1203.0	1662.7	2499.3	3483.4	3912.7	3990.4	4063.0	4181.1
70°	801.8	818.7	838.4	950.3	1307.1	2102.7	3225.2	3630.3	3698.4	3765.9	3930.7
72.5°	494.6	525.0	528.9	599.8	850.7	1453.4	2609.6	3061.4	3112.6	3161.0	3329.8
75°	291.5	296.0	310.0	367.4	499.1	868.7	1751.0	2274.3	2321.5	2345.2	2477.4
77.5°	162.6	167.1	178.9	228.4	383.7	585.2	1019.5	1336.3	1365.0	1394.8	1373.5
80°	67.5	73.7	79.3	92.3	179.5	461.9	701.1	849.6	868.2	885.6	907.6
82.5°	32.6	34.9	42.8	49.0	65.3	189.6	549.7	736.5	758.5	783.8	835.0
85°	15.2	16.9	23.6	28.1	31.5	47.8	184.0	358.4	388.8	394.4	404.6
87.5°	1.1	1.1	2.8	3.9	5.6	6.2	19.1	27.0	30.4	27.6	34.9
90°	0.0	0.0	0.0	0.0	0.0	0.0	0.0	0.0	0.0	0.0	0.0



REPORT NUMBER: P151068

CATALOG NUMBER: VWM-E02-LED-E1-SL3-8030

CANDELA DISTRIBUTION (continued):

	65°	66°	67°	68°	69°	70°	71°	72°	73°	74°	75°
0°	559.8	559.8	559.8	559.8	559.8	559.8	559.8	559.8	559.8	559.8	559.8
2.5°	571.7	571.1	570.0	570.0	569.4	569.4	569.4	568.3	568.3	568.3	567.7
5°	586.9	586.3	584.6	584.6	583.5	583.5	581.8	581.2	580.1	580.1	579.5
7.5°	606.5	606.0	603.7	603.7	602.0	601.5	600.4	598.7	598.7	597.5	596.4
10°	633.6	631.9	631.3	628.5	629.1	627.9	626.8	625.1	624.0	622.9	621.7
12.5°	663.9	663.9	661.1	659.4	660.6	659.4	657.2	656.6	654.9	654.9	653.2
15°	692.6	692.6	691.5	689.3	689.8	688.1	687.6	686.4	684.2	684.8	684.2
17.5°	717.4	717.4	715.7	714.6	714.6	712.9	713.5	712.3	711.2	710.6	709.0
20°	737.1	737.1	736.0	734.8	735.4	735.4	733.7	733.7	733.7	732.6	732.6
22.5°	756.2	756.8	756.8	756.8	757.3	757.9	757.3	758.5	757.9	759.0	759.0
25°	781.5	783.2	784.3	784.3	787.2	787.7	788.3	790.0	790.0	791.7	792.2
27.5°	819.2	820.4	824.9	826.0	826.5	831.0	831.6	833.9	836.1	836.7	837.2
30°	871.0	873.8	877.2	879.4	879.4	885.1	887.3	886.2	892.4	894.1	896.3
32.5°	940.2	942.5	945.8	948.1	950.3	953.1	953.7	956.5	961.6	966.1	963.3
35°	1027.4	1033.0	1027.4	1033.6	1035.3	1039.2	1038.1	1041.5	1043.7	1045.4	1044.9
37.5°	1154.0	1151.2	1150.1	1147.8	1143.9	1157.4	1150.6	1150.1	1146.7	1156.3	1150.1
40°	1320.6	1322.3	1323.9	1314.9	1309.9	1309.9	1308.2	1302.0	1299.2	1307.6	1306.5
42.5°	1494.4	1496.1	1488.2	1482.6	1469.7	1468.0	1460.1	1458.4	1455.6	1460.1	1455.6
45°	1652.5	1653.7	1636.2	1639.0	1628.9	1630.6	1618.2	1623.3	1616.5	1621.0	1629.5
47.5°	1829.2	1831.5	1816.3	1822.5	1812.3	1806.1	1805.6	1809.0	1801.6	1806.1	1808.4
50°	1989.6	1986.8	1978.9	1980.6	1976.1	1977.2	1970.4	1976.6	1968.2	1977.2	1976.1
52.5°	2131.9	2128.5	2126.9	2132.5	2128.5	2128.5	2124.6	2127.4	2128.5	2142.0	2144.9
55°	2304.7	2307.5	2310.3	2320.4	2324.9	2317.6	2324.9	2339.0	2339.5	2371.6	2389.1
57.5°	2582.0	2601.7	2611.9	2618.1	2644.5	2641.7	2658.6	2692.3	2695.7	2770.0	2813.3
60°	3065.9	3100.8	3134.0	3116.0	3169.5	3185.8	3195.9	3258.9	3278.6	3349.0	3386.7
62.5°	3677.0	3680.9	3732.7	3716.4	3746.8	3739.4	3751.8	3780.5	3806.4	3864.4	3899.8
65°	4103.5	4122.1	4142.3	4121.5	4120.9	4096.2	4080.4	4079.9	4095.6	4108.0	4147.4
67°	4219.4	4238.0	4243.0	4227.8	4205.9	4174.4	4145.1	4129.9	4119.8	4125.4	4150.2
67.5°	4218.3	4235.7	4241.9	4227.3	4196.9	4170.4	4139.5	4122.1	4108.5	4111.4	4132.2
70°	3978.6	4016.3	4036.5	4041.0	4037.1	3991.0	3964.5	3948.8	3937.5	3909.9	3908.2
72.5°	3370.9	3416.5	3432.2	3457.5	3468.8	3400.7	3372.0	3389.5	3350.1	3262.9	3266.8
75°	2475.1	2478.5	2425.6	2415.5	2377.8	2223.6	2177.5	2135.3	2067.8	1962.6	1863.5
77.5°	1290.2	1289.6	1228.9	1197.9	1152.9	1060.1	1055.6	980.2	927.3	831.0	796.2
80°	916.6	931.2	951.5	961.6	945.8	909.8	860.3	806.9	745.5	685.3	613.3
82.5°	852.4	861.4	872.1	832.7	810.8	760.2	722.5	644.8	601.5	532.8	460.3
85°	414.7	442.3	420.9	396.1	387.7	303.3	293.1	244.8	222.3	182.9	170.5
87.5°	26.4	32.6	29.3	26.4	23.1	12.9	17.4	12.4	12.9	9.6	8.4
90°	0.0	0.0	0.0	0.0	0.0	0.0	0.0	0.0	0.0	0.0	0.0



REPORT NUMBER: P151068

CATALOG NUMBER: VWM-E02-LED-E1-SL3-8030

CANDELA DISTRIBUTION (continued):

	76°	77°	78°	79°	80°	81°	82°	83°	84°	85°	86°
0°	559.8	559.8	559.8	559.8	559.8	559.8	559.8	559.8	559.8	559.8	559.8
2.5°	567.7	567.2	566.6	566.0	565.5	565.5	564.9	564.3	563.8	562.7	562.7
5°	578.4	578.4	577.9	576.7	576.7	575.6	573.9	573.4	573.4	572.2	571.1
7.5°	595.9	595.3	594.2	593.6	592.5	591.4	590.2	589.1	588.5	586.9	586.3
10°	622.3	621.2	618.4	617.2	616.7	615.6	614.4	613.3	611.6	610.5	609.9
12.5°	652.1	651.6	649.3	650.4	647.6	646.5	645.4	642.6	643.7	641.4	640.3
15°	681.9	682.5	681.4	681.4	679.1	677.4	676.3	674.1	673.5	672.4	671.3
17.5°	708.4	709.5	707.8	706.7	705.6	704.5	702.2	699.9	699.9	697.7	696.6
20°	732.6	733.7	733.1	732.0	730.3	729.8	728.6	727.0	727.0	725.8	724.1
22.5°	760.2	760.7	760.7	760.2	758.5	759.0	757.9	756.2	756.8	754.5	754.5
25°	793.4	794.5	795.6	796.2	795.0	795.6	794.5	793.4	792.8	793.4	792.8
27.5°	838.9	840.1	843.4	840.6	843.4	844.0	842.3	840.1	841.7	844.6	842.9
30°	899.1	898.0	902.5	903.1	902.5	903.1	901.9	900.3	901.4	906.4	903.6
32.5°	966.7	968.9	970.0	971.2	972.8	975.1	973.4	971.7	974.5	972.8	976.8
35°	1048.2	1053.3	1055.0	1053.3	1054.4	1058.4	1057.8	1058.4	1064.0	1058.4	1065.7
37.5°	1151.2	1156.3	1160.2	1158.0	1160.8	1160.8	1165.3	1177.6	1169.8	1179.9	1187.8
40°	1300.9	1308.7	1309.3	1308.7	1311.6	1314.9	1319.4	1332.9	1323.9	1334.6	1341.9
42.5°	1455.0	1464.6	1468.0	1462.4	1468.5	1475.9	1476.4	1488.2	1488.8	1490.5	1494.4
45°	1628.9	1637.3	1644.1	1641.3	1641.8	1651.4	1649.2	1660.4	1652.0	1652.0	1654.2
47.5°	1814.0	1821.9	1826.4	1830.9	1825.3	1833.7	1837.6	1835.4	1825.3	1823.0	1809.5
50°	1982.8	1989.6	1996.3	2008.7	2008.1	2012.1	2014.9	2004.8	2002.5	1990.1	1974.9
52.5°	2161.7	2179.2	2194.4	2220.3	2224.2	2237.7	2232.6	2215.8	2212.9	2192.7	2172.4
55°	2411.0	2461.1	2483.0	2523.0	2550.0	2549.4	2538.2	2535.3	2514.0	2473.5	2449.3
57.5°	2844.8	2923.0	2960.7	3012.5	3020.9	3015.9	3001.2	2975.3	2938.2	2870.1	2826.2
60°	3471.1	3519.4	3563.3	3575.7	3581.9	3572.3	3521.1	3463.7	3391.2	3297.2	3219.0
62.5°	3944.3	3993.8	4026.4	4021.3	3982.5	3933.6	3858.7	3762.5	3660.7	3555.5	3438.4
65°	4185.1	4205.9	4200.8	4161.4	4095.0	4009.5	3900.4	3781.6	3661.8	3537.4	3415.9
67°	4172.1	4172.7	4138.4	4061.8	3976.9	3869.4	3736.1	3606.7	3466.0	3335.5	3190.8
67.5°	4149.1	4146.8	4099.0	4015.1	3923.4	3812.6	3674.2	3540.3	3394.5	3262.9	3113.2
70°	3888.0	3856.5	3748.4	3614.5	3486.8	3337.1	3192.0	3038.4	2874.1	2761.0	2588.8
72.5°	3194.8	3088.4	2902.2	2762.1	2625.4	2429.6	2339.0	2148.2	2032.9	1960.9	1830.9
75°	1850.0	1761.1	1617.1	1486.0	1419.6	1303.7	1248.5	1108.4	1079.2	1078.1	1033.0
77.5°	706.1	616.1	523.3	421.4	358.4	284.7	250.9	224.5	204.2	218.3	198.1
80°	529.5	435.5	340.4	247.6	176.7	130.5	112.0	103.5	98.5	94.5	91.7
82.5°	394.4	311.2	241.4	157.5	110.3	83.3	72.0	67.5	65.3	61.3	58.0
85°	133.4	106.9	84.4	58.5	46.1	37.7	34.9	33.8	32.1	29.3	27.6
87.5°	7.3	6.8	7.3	5.6	6.8	5.6	6.2	6.2	6.2	5.6	5.6
90°	0.0	0.0	0.0	0.0	0.0	0.0	0.0	0.0	0.0	0.0	0.0



REPORT NUMBER: P151068

CATALOG NUMBER: VWM-E02-LED-E1-SL3-8030

CANDELA DISTRIBUTION (continued):

	87°	88°	89°	90°	95°	105°	115°	125°	135°	145°	155°
0°	559.8	559.8	559.8	559.8	559.8	559.8	559.8	559.8	559.8	559.8	559.8
2.5°	562.1	562.1	562.1	561.0	559.3	555.9	552.5	549.7	546.9	545.2	544.1
5°	570.5	569.4	568.8	568.3	564.3	557.6	551.4	545.8	540.2	535.7	534.0
7.5°	585.7	583.5	582.9	581.2	576.2	566.0	557.0	548.0	540.2	534.0	531.2
10°	608.8	608.8	605.4	603.2	597.5	584.0	571.1	559.3	548.6	541.8	540.2
12.5°	638.1	638.1	635.2	633.6	626.8	609.4	593.6	579.5	569.4	562.7	562.1
15°	668.4	667.9	665.6	663.4	656.1	637.5	621.7	609.4	600.9	593.0	590.8
17.5°	695.4	695.4	692.6	690.4	683.1	667.3	653.2	644.2	634.7	618.4	606.0
20°	722.5	723.0	720.8	718.5	712.3	698.8	692.6	683.6	662.3	626.8	597.5
22.5°	752.3	754.5	751.7	749.5	744.4	738.8	736.5	715.1	670.1	613.3	570.5
25°	790.5	794.5	791.1	790.0	787.2	788.9	782.1	732.6	658.9	584.0	530.6
27.5°	842.9	842.9	843.4	843.4	842.3	848.5	823.7	733.1	634.1	546.3	482.8
30°	904.2	907.6	906.4	906.4	910.9	914.9	846.8	720.8	602.6	499.6	424.2
32.5°	977.9	980.7	981.8	976.8	994.8	974.5	855.2	698.3	563.8	441.7	354.5
35°	1066.8	1070.7	1073.6	1074.1	1085.9	1026.3	850.7	665.1	508.1	369.1	278.0
37.5°	1182.7	1190.6	1196.8	1199.6	1200.2	1070.2	838.4	621.2	435.5	288.1	207.1
40°	1336.9	1345.3	1343.6	1349.3	1317.2	1096.1	810.2	557.6	345.5	211.6	159.8
42.5°	1485.4	1486.5	1488.8	1483.7	1418.5	1109.6	770.8	479.9	258.8	158.1	136.7
45°	1651.4	1641.8	1631.2	1623.3	1511.9	1114.6	716.8	385.4	182.9	132.8	126.6
47.5°	1807.3	1794.3	1772.4	1749.9	1595.1	1106.8	647.6	288.6	139.0	121.5	119.8
50°	1960.3	1936.1	1905.2	1879.3	1675.0	1094.9	571.1	208.2	121.5	115.9	114.2
52.5°	2149.9	2109.4	2068.9	2035.1	1779.1	1076.4	490.6	158.1	114.2	111.4	109.2
55°	2409.9	2353.6	2288.3	2241.1	1920.4	1048.2	406.2	133.9	110.8	108.6	105.2
57.5°	2770.0	2685.6	2611.9	2534.8	2113.4	1019.5	333.7	124.3	110.3	106.9	102.4
60°	3138.0	3036.7	2942.7	2832.4	2310.3	990.8	283.0	123.2	112.0	106.9	100.2
62.5°	3329.3	3224.6	3111.5	2999.5	2395.2	923.3	248.1	124.9	115.9	108.6	100.2
65°	3285.4	3157.7	3042.9	2928.6	2296.8	795.6	209.9	127.2	123.8	115.3	101.8
67°	3064.8	2931.5	2821.2	2712.0	2077.3	666.2	180.1	129.4	132.2	123.2	105.2
67.5°	2987.2	2853.8	2745.2	2638.9	2012.6	639.2	172.7	130.5	133.9	125.5	106.3
70°	2476.8	2378.9	2263.6	2181.4	1629.5	473.2	141.8	132.8	144.0	138.4	111.4
72.5°	1782.5	1689.1	1602.5	1556.9	1200.2	330.8	119.3	130.5	150.2	145.7	113.7
75°	947.5	941.9	910.4	932.9	742.7	216.1	105.2	122.1	143.5	133.4	105.8
77.5°	191.3	196.9	231.3	227.9	239.7	120.4	90.0	104.7	110.8	97.9	86.1
80°	88.9	87.2	85.5	86.6	85.0	77.1	73.1	82.1	77.1	63.0	57.4
82.5°	55.1	54.0	52.3	51.8	57.4	61.3	64.1	64.7	51.2	43.9	42.2
85°	26.4	26.4	25.9	27.0	33.8	50.1	54.0	47.8	34.3	31.5	29.8
87.5°	5.1	5.1	5.6	5.1	6.8	11.8	13.5	15.8	12.9	13.5	15.2
90°	0.0	0.0	0.0	0.0	0.0	0.0	0.0	0.0	0.0	0.0	0.0



REPORT NUMBER: P151068

CATALOG NUMBER: VWM-E02-LED-E1-SL3-8030

CANDELA DISTRIBUTION (continued):

	165°	175°	180°
0°	559.8	559.8	559.8
2.5°	543.0	541.8	541.8
5°	531.7	531.2	531.2
7.5°	528.9	529.5	528.9
10°	539.6	539.0	541.3
12.5°	563.2	564.9	564.3
15°	588.0	589.1	589.1
17.5°	595.3	591.4	590.8
20°	576.2	568.8	567.2
22.5°	540.2	526.7	527.2
25°	494.6	478.3	479.4
27.5°	441.7	424.2	423.7
30°	378.1	359.0	349.4
32.5°	301.6	278.5	278.5
35°	226.8	208.2	201.4
37.5°	172.2	161.5	158.1
40°	143.5	138.4	137.3
42.5°	130.5	128.8	128.3
45°	123.8	122.7	122.1
47.5°	117.6	117.0	116.5
50°	113.1	112.5	112.0
52.5°	109.2	108.0	107.5
55°	103.5	103.5	103.5
57.5°	100.2	100.2	99.6
60°	96.8	96.2	96.2
62.5°	94.0	92.8	93.4
65°	92.3	90.6	90.6
67°	91.2	87.8	87.8
67.5°	91.2	86.6	86.6
70°	89.5	82.1	81.0
72.5°	87.8	77.1	75.4
75°	83.3	73.1	71.5
77.5°	71.5	65.3	64.1
80°	55.1	47.8	49.0
82.5°	39.9	34.3	33.8
85°	28.7	24.8	24.8
87.5°	15.2	12.9	13.5
90°	0.0	0.0	0.0

(END OF REPORT)